



Easy

Highlights



- First capsule OCS machine offering up to 6 drink selections
- 2 soluble canisters –chocolate & milk
- 1 soluble mixing bowl
- Internal 3.6 litre water tank
- Attractive modern design
- Semi automatic capsule discharge
- Large delivery area with reclining cup support for espresso cups
- Small footprint



Highlights



- Dosed coffee selection
- Excellent coffee extraction
- Target of around 25 drinks per day
- Chip Card System allowing control over usage, machine parameters and recipes
- Suitable for OCS (Office Coffee Systems) environments



Design



Height with open top
800mm



Weight 14 Kg



Design



- Clear selection area with up to 6 push buttons and blue LED lighting
- LCD 2 line display
- Stylish black glossy cabinet
- Easy fill canisters and water tank
- Drawer for Espresso Point capsules
- Internal capsule waste container
- Adjustable cup support for either 80mm or 115mm tall cups
- Chip card insertion area



Drink Layout



- Espresso
- Americano
- Caffe Latte
- Cappuccino
- Caffe Mocha
- Chocolate



Alternative Drink Layout

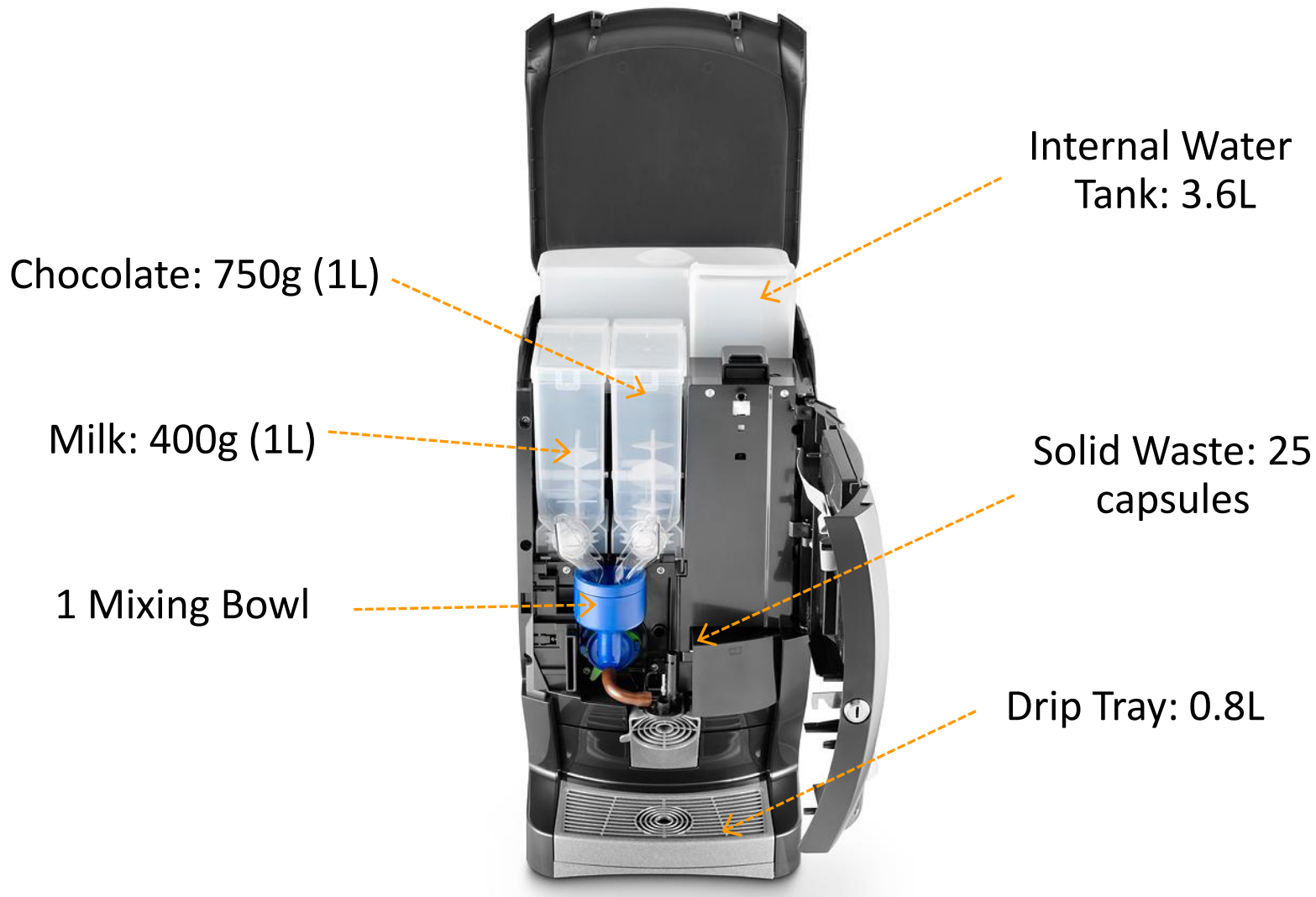


- Americano
- Caffe Latte
- Cappuccino
- Caffe Mocha
- Chocolate
- Hot Water



Capacity

N&W



Chip Card System



- Easy is fitted with a Chip Card Reader enabling greater control of drink dispensing, machine settings and recipe files also allows collection of machine statistics
- Chip Card can be programmed using a handheld device or a PC
- Several operating modes possible:

Mode	Description
System Code	To limit use of the card to the machine range
Customer Code	To limit use to cards with same customer code
Machine No	To allow audit of vend totals to take place
Machine Balance	To allow a certain number of selections to take place



Chip Card System – Card Types



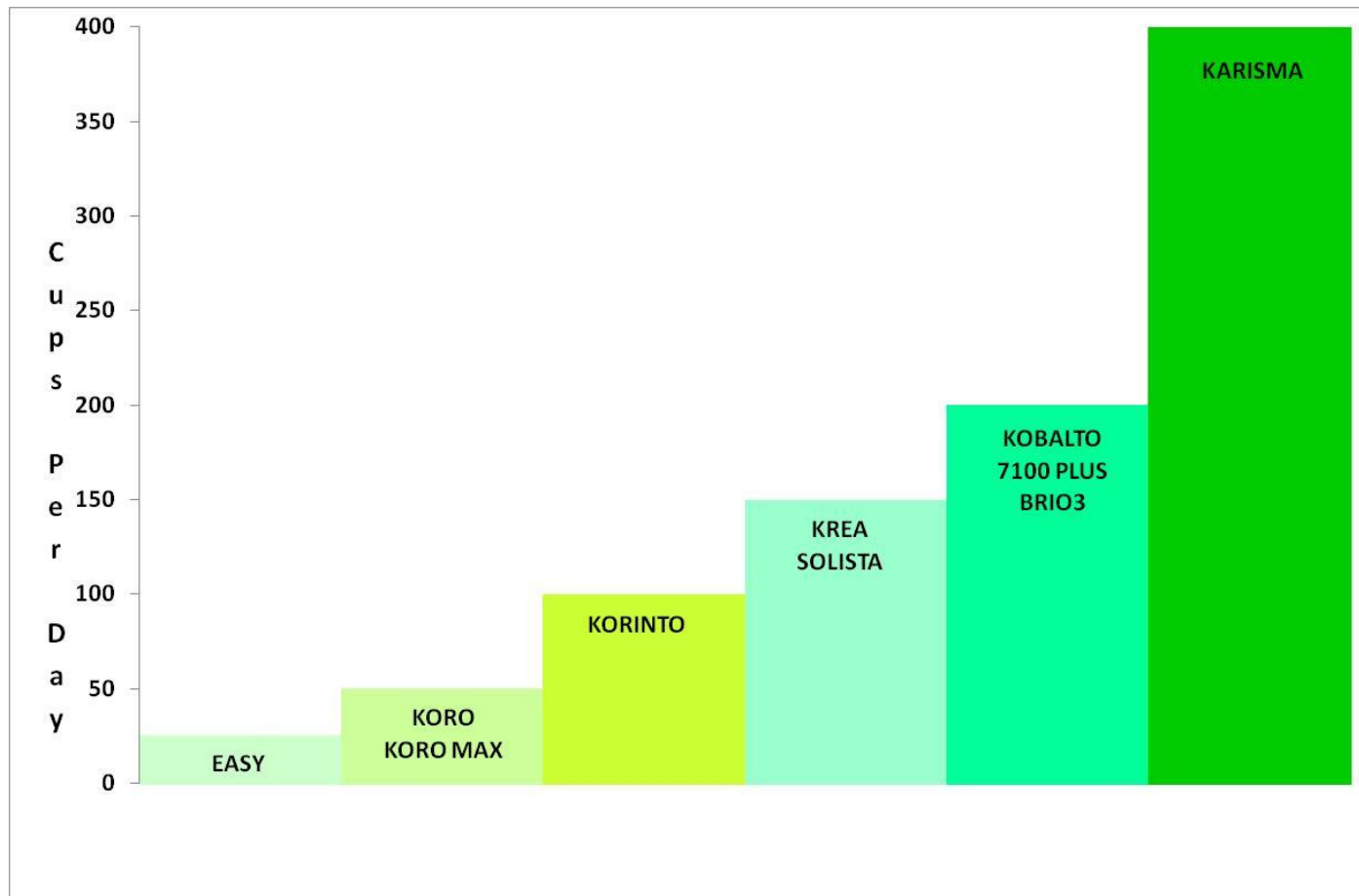
Card Type	Description
One Time Card	Has a countdown value. Once inserted into the machine, it's value is transferred to the machine and added to any value already present. The card is then empty.
Multins Card	Loaded with a value. Each time the short coffee selection is pressed, the value is transferred to the machine and remains on the card. It is possible to set a maximum number of transfers onto the Multins card.
Credits Card	A credit value or token value is added to the card. This is transferred to the machine each time a drink is dispensed and no value is held on the machine
Master Card	Used to reset the Customer Code, Machine Code and Machine Balance
Test Card	Used to allow dispensing of drinks without decreasing the machine credit balance and without increasing the selection count audit
Set Up Card	Allows the machine parameters to be set up by changing the values on the PC then transferring to the machine via the Chip Card. Also allows the reading of the current set up for transfer onto the PC
Transfer Card	Allows the transfer of credit from one machine to another



The Range

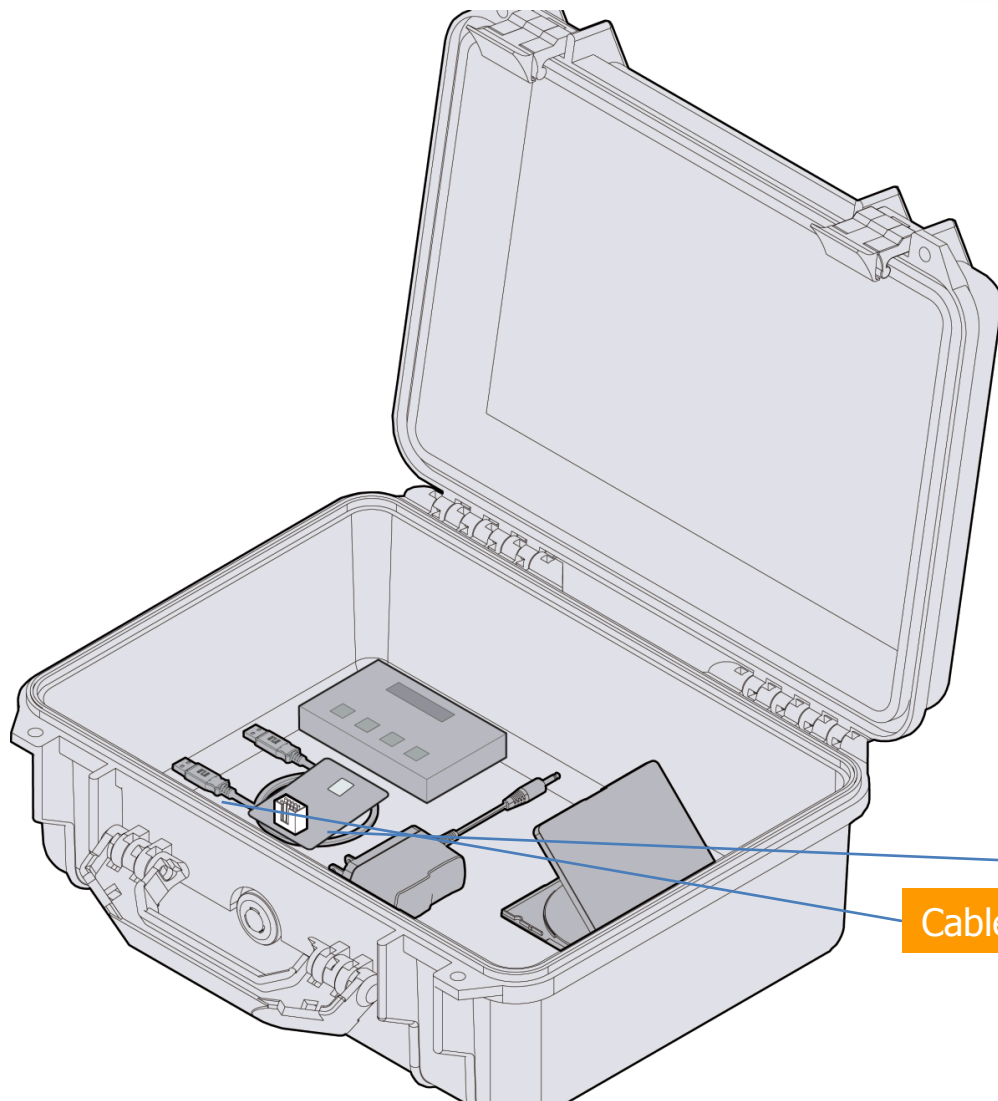


Easy is a welcome addition to N&W's already established table top range. This is how the machine fits in with our other machines:



Accessories

N&W



CHIPCARD
Cod. **930009**

PALMTOP KIT
Cod. **930023**

INCLUDING

SW for programming the chip card

Cable connecting the device to the PC + 2 chip card

* The drawing is for demonstration only

